

Leading through passion.

Cold Milling Machines

W 100 CF | W 100 CFi | W 120 CF | W 120 CFi | W 130 CF | W 130 CFi



At a glance: outstanding features of the new cold milling machines

02
03

Highlights in operation (Pages 4/5)

1 | INTUITIVE, PRECISE LEVELLING WITH LEVEL PRO PLUS

- > Simple, intuitive handling
- > Many new additional features and automated functions
- > Fully integrated into the machine management system
- > New hydraulic cylinders at the side plates with integrated displacement sensors for levelling control

2 | MULTIFUNCTIONAL ARMREST BOOSTS EFFICIENCY

- > Ergonomic multifunctional armrest with colour control screen
- > User-programmable "Favourites" keys
- > Additional machine height adjustment included in armrest
- > Scraper position is displayed on the control screen
- > Job data are recorded and displayed on the control screen

3 | UNMATCHED VISIBILITY CONCEPT

- > Reduced width of the machine frame on the right for optimized forward visibility
- > Side-moving operator's platform for significantly optimized visibility
- > High-quality camera system

4 | OPERATOR COMFORT

- > Heated driver's seat swivelling to either side
- > Convenient machine access including "Welcome" and "Go home" lights
- > Wind and weather protection equipment



Highlights in driving and steering (Pages 6/7)

5 | TIME-SAVING PIVOTING MECHANISM

- > Quick, automatic pivoting of the right-hand rear track unit or wheel without having to lower the milling drum to the ground
- > Heavy-duty swivel joint via large friction bearing
- > Additional third position of right-hand rear track unit or wheel

6 | QUICK AND DYNAMIC MANOEUVRING

- > Larger steering angle for small turning circles
- > Highly precise steering via fingertip steering system
- > Additional height adjustment in increments of 1 mm or 5 mm
- > "Stop-and-go" system for truck driver

Highlights in performance and productivity (Pages 10/11)

9 | HIGH EFFICIENCY ENSURES TREMENDOUS PRODUCTIVITY

- > Engine models complying with EC Stage 3a/US Tier 3 emission standards or the stringent EC Stage 4/US Tier 4f emission standards
- > Tremendous engine power with increased maximum torque
- > Three different milling drum speed options
- > Battery-operated hydraulic power pack with additional functions
- > Automatically controlled water spray system at the milling drum unit

10 | HIGH TRACTION ENSURED BY OPTIMIZED WEIGHT AND AUTOMATIC LOWERING OF THE MILLING DRUM INTO WORKING POSITION

- > WIDRIVE automated functions significantly reduce operator interventions
- > Automated process of lowering the milling drum into working position including relief sensors
- > Transport made easy by compact dimensions and low weight



Highlights in milling and loading (Pages 8/9)

7 | SUPERIOR CUTTING TECHNOLOGY BOOSTS PERFORMANCE

- > Extremely hard-wearing HT22 quick-change toolholder system as a standard feature
- > Milling drum turning device and hydraulic tool extractor for the quick replacement of cutting tools
- > New, full FCS option including easily exchangeable milling drums
- > Overload sensor at the scraper blade and proactive floating position at the side plates, left and right

8 | HIGH LOADING CAPACITY FOR MAXIMUM PERFORMANCE

- > Extremely large conveyor slewing angle of 60° to the left and right
- > Two conveyor slewing speeds for precise loading of the milled material
- > Optimized VCS suction channel for minimum cleaning effort
- > Hydraulic folding conveyor can be folded up quickly during operation on site
- > Quick-release coupling for easy mounting and removal of the discharge conveyor

Highlights in operation

04
05

INTUITIVE LEVELLING

The new LEVEL PRO PLUS levelling system offers simple and intuitive operation, guaranteeing high-quality, highly precise milling results.

FULLY INTEGRATED LEVELLING SYSTEM

Full integration of the LEVEL PRO PLUS levelling system into the machine management system allows a high degree of automation.



LEVELLING OPERATION

High-precision displacement sensors installed in the hydraulic cylinders of the side plates measure the milling depth which is then displayed on the high-resolution LEVEL PRO PLUS control screen.

VIEW TO THE FRONT

The slender design of the machine frame provides a free view towards the front and of the milling edge.

SCRAPER POSITION

The scraper position is detected by means of a displacement sensor and then displayed on the control screen.

MULTIFUNCTIONAL ARMREST

The multifunctional, individually adjustable armrest combines innovative design and perfect user-friendliness. Important information is displayed on the colour control screen.

AUTOMATIC FEATURES

Many new automatic features relieve the operator from a significant part of his workload and increase daily production rates.

HEIGHT ADJUSTMENT OF MACHINE INCLUDED IN ARMREST

Convenient, hydraulic proportional height adjustment of the machine with milling depth memory feature included in the multifunctional armrest.

"FAVOURITES" KEYS

Four "Favourites" keys can be programmed with 20 different functions.

JOB DATA

Pertinent job details are provided automatically to allow the visualization of daily performance rates.

SIDE-MOVING OPERATOR'S PLATFORM

The operator's platform can be moved outwards by 200 mm hydraulically, thus enabling an optimal view of the area ahead of the milling drum unit and of the right-hand front track unit or wheel.

CAMERA SYSTEM

The optimized camera system provides the machine operator with a high-resolution image of the milling edge or point of material discharge.

ERGONOMIC DRIVER'S SEAT

The driver's seat with integrated seat heating can be rotated to the left and right to offer a good view to the side and to the rear.

"WELCOME" AND "GO HOME" LIGHTS FEATURE

The access ladder and operator's platform are fully illuminated when approaching or walking away from the machine.

WEATHER PROTECTION

Additional wind and weather protection elements on the operator's platform offer protection from exposure to rain and wind.



LEVEL PRO PLUS levelling system.



View of the area ahead of the milled surface.

Highlights in driving and steering


06
07

AUTOMATIC PIVOTING FEATURE

The right-hand rear track unit or wheel is pivoted quickly and automatically without having to lower the milling drum to the ground or unlock a bolt manually.

FINGERTIP STEERING

The highly precise hydraulic steering system enables the machine to be steered quickly and smoothly also via the right-hand armrest.




LARGE STEERING ANGLE

The steering angle of the front axle has been increased to ensure smallest turning circles.

AUTOMATIC TRACKING FEATURE

Automatic tracking of the right-hand rear wheel when pivoted in front of the drum gives the machine unrivalled manoeuvrability.



MASSIVE FRICTION BEARING

The robust, wear-resistant friction bearing minimizes the amount of kinematic play to ensure consistently precise milling results.

THREE POSITIONS OF THE RIGHT-HAND REAR TRACK UNIT OR WHEEL (FOR MILLING WIDTHS OF 1,000 MM AND 1,200 MM ONLY)

The operator can choose between three different positions: neutral, extended and pivoted-in. In extended position, the track unit or wheel runs inside the cutting circle which enables easy positioning right next to the neighbouring milled cut on the right.

HEIGHT ADJUSTMENT IN INCREMENTS

A new feature on the left-hand control console enables precise adjustment of the milling depth in increments of 1 mm or 5 mm.

STOPLIGHT SYSTEM

The "stop-and-go" system folds out hydraulically and enables visual, silent communication with the truck driver driving in front.



Track unit or wheel in neutral position.



Track unit or wheel in extended position.



Track unit or wheel in pivoted-in position.

Highlights in milling and loading

08
09

HEAVY-DUTY CONVEYOR SUSPENSION

The flexibility of the discharge conveyor is increased by the innovative, heavy-duty conveyor suspension.

QUICK-RELEASE COUPLING

The quick-release coupling ensures easy plugging of hydraulic connections when mounting or removing the discharge conveyor.



SIDE PLATE LIFT OF 450 MM, RIGHT


Milling flush to kerb is possible also at large working depths. The large side plate lift enables a kerbstone to be used as a level reference.

FULL FCS FOR DIFFERENT MILLING WIDTHS

Different milling drums are available as part of the full FCS option. The milling drums are exchanged quickly thanks to the side door on the right offering ready access.

HYDRAULIC FOLDING CONVEYOR

The hydraulically folding discharge conveyor is folded up quickly and easily regardless of the job situation and for transport purposes.



EXTREMELY LARGE SLEWING ANGLE

Large conveyor slewing angles of 60° each to the left and right enable the milled material to be loaded even in difficult situations, for example, in road junctions or turning bays.

VARIABLE SLEWING SPEED

Slewing the discharge conveyor at slow speed or high speed to ensure precise loading of the milled material optimizes the entire milling process.

HT22 HEAVY-DUTY QUICK-CHANGE TOOLHOLDER SYSTEM

The extremely hard-wearing HT22 quick-change toolholder system (standard) minimizes breaks in operation and increases the lifespan of the entire milling drum.

MILLING DRUM TURNING DEVICE

The hydraulically operated milling drum turning device and cutting tool extractor make easy work of tool replacement even with the engine switched off.

OVERLOAD SENSORS AND ACTIVE FLOATING POSITION

These smart, automated functions prompt the scraper blade or side plates to be raised briefly, for example, to prevent sinking in on soft ground.

ACTIVE SCRAPER HEIGHT CONTROL

Active control of the scraper height by means of an ultrasonic sensor optimizes productivity and minimizes wear and tear of the milling drum and milling drum housing when leaving the milled material in the milled cut.

OPTIMIZED VCS SUCTION CHANNEL


The suction channel of the Vacuum Cutting System has undergone a redesign to reduce the cleaning effort.

WEAR PROTECTION SEGMENTS

The durability of the side plates is improved by welded-in wear protection segments.

MILLING DEPTH OF 330 MM

The new cold milling machine achieves a maximum milling depth of 330 mm.



The highly effective WIRTGEN milling drums deliver excellent milling performance.

Highlights in performance and productivity

10
11

EXHAUST GAS AFTER-TREATMENT FOR W 100 CFi, W 120 CFi, W 130 CFi

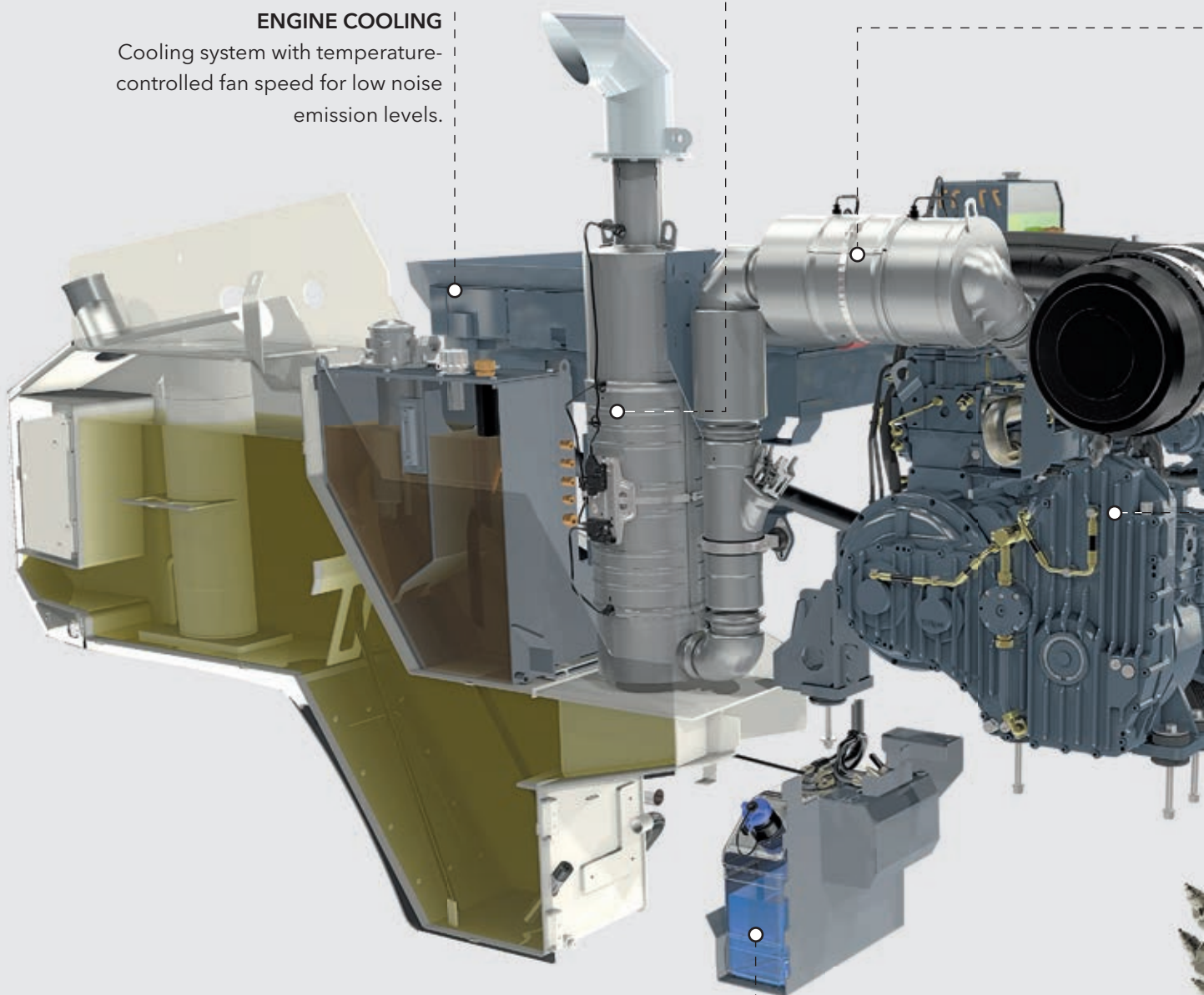
For effective exhaust gas purification, the diesel engine is fitted with both a two-way catalytic converter and SCR catalytic converter, thus complying with the strict requirements of the currently highest emission standards EC Stage 4/US Tier 4f.

SCR CATALYTIC CONVERTER

The integrated SCR catalytic converter and added, special urea solution reduce nitrogen oxides.

ENGINE COOLING

Cooling system with temperature-controlled fan speed for low noise emission levels.



ADBLUE® /DEF TANK FOR W 100 CFi, W 120 CFi, W 130 CFi

Storage container for urea solution with easily accessible filling port.

MECHANICAL MILLING DRUM DRIVE

Highly efficient belt drive for reduced fuel consumption.

OPTIONAL DIESEL PARTICULATE FILTER

The diesel particulate filter is optionally available as original equipment, ensuring compliance with even stricter emission requirements.

DIFFERENT MILLING DRUM SPEEDS

Three different milling drum speeds enable tremendous milling outputs in a wide range of applications.

BATTERY-OPERATED HYDRAULIC POWER PACK

The extended electro-hydraulic power pack caters to functions such as the milling drum turning device, cutting tool extraction with the engine switched off, or emergency functions, thus increasing the machine's flexibility on site.

LOAD-CONTROLLED WATER SPRAY SYSTEM

The amount of water injected to cool the cutting tools increases automatically relative to the increase in engine load. Water consumption can also be directly adjusted electrically from the operator's platform.

FEWER OPERATOR INTERVENTIONS

The WIDRIVE machine management system includes many new automated features relieving the operator from part of his workload.

AUTOMATED LOWERING OF THE DRUM INTO WORKING POSITION

The automated process of lowering the milling drum into working position uses relief sensors to prevent inadvertent lifting of the rear wheels or track units.

COMPACT DIMENSIONS


Optimized machine weight and compact dimensions ensure easy transport.

TWO-WAY CATALYTIC CONVERTER

Catalytic converter oxidizing hydrocarbons and carbon monoxides.

HIGH ENGINE POWER

Significantly higher engine power and increased maximum torque guarantee fast, productive operation even at the maximum milling depth.



W 100 CF, W 120 CF, W 130 CF for EC Stage 3a/US Tier 3: high-performance, fuel-efficient engine technology.

Technical specification

12
13

	W 100 CF	W 120 CF	W 130 CF
Milling drum			
Milling width	1,000 mm	1,200 mm	1,300 mm
Milling depth*	0-330 mm		
Drum diameter with tools	980 mm		
Engine			
Engine manufacturer	CUMMINS		
Type	QSL 9		
Cooling	water		
Number of cylinders	6		
Rated power at 2,100 min ⁻¹	246 kW/330 HP/334 PS		
Maximum power at 1,900 min ⁻¹	261 kW/350 HP/355 PS		
Displacement	8.9 l		
Fuel consumption at rated power	69 l/h		
Fuel consumption in field mix	28 l/h		
Emission standards	EC Stage 3a/US Tier 3		
Electrical system			
Electrical power supply	24 V		
Tank capacities			
Fuel tank	610 l		
Hydraulic oil tank	130 l		
Water tank	1,400 l	1,600 l	1,600 l
Driving properties			
Max. milling speed	0-85 m/min (5 km/h)		
Max. travel speed in wheeled design	0-125 m/min (7.5 km/h)		
Max. travel speed in tracked design	0-125 m/min (7.5 km/h)		
Crawler units			
Wheel size, front and rear (Ø x W)	660 x 280 mm		
Crawler units, front and rear (L x W x H)	1,330 x 260 x 550 mm		
Loading of the milled material			
Belt width of primary conveyor	650 mm		
Belt width of discharge conveyor	600 mm		
Theoretical capacity of discharge conveyor	176 m ³ /h		

* = The maximum milling depth may deviate from the value indicated due to tolerances and wear.

	W 100 CFi	W 120 CFi	W 130 CFi
Milling drum			
Milling width	1,000 mm	1,200 mm	1,300 mm
Milling depth*	0-330 mm		
Drum diameter with tools	980 mm		
Engine			
Engine manufacturer	CUMMINS		
Type	QSL 9		
Cooling	water		
Number of cylinders	6		
Rated power at 2,100 min ⁻¹	248 kW/333 HP/337 PS		
Maximum power at 1,900 min ⁻¹	257 kW/345 HP/350 PS		
Displacement	8,9 l		
Fuel consumption at rated power	67 l/h		
Fuel consumption in field mix	27 l/h		
Emission standards	EC Stage 4/US Tier 4f		
Electrical system			
Electrical power supply	24 V		
Tank capacities			
Fuel tank	610 l		
AdBlue®/DEF tank	35 l		
Hydraulic oil tank	130 l		
Water tank	1,400 l	1,600 l	1,600 l
Driving properties			
Max. milling speed	0-85 m/min (5 km/h)		
Max. travel speed in wheeled design	0-125 m/min (7.5 km/h)		
Max. travel speed in tracked design	0-125 m/min (7.5 km/h)		
Crawler units			
Wheel size, front and rear (Ø x W)	660 x 280 mm		
Crawler units, front and rear (L x W x H)	1,330 x 260 x 550 mm		
Loading of the milled material			
Belt width of primary conveyor	650 mm		
Belt width of discharge conveyor	600 mm		
Theoretical capacity of discharge conveyor	176 m ³ /h		

* = The maximum milling depth may deviate from the value indicated due to tolerances and wear.

Technical specification

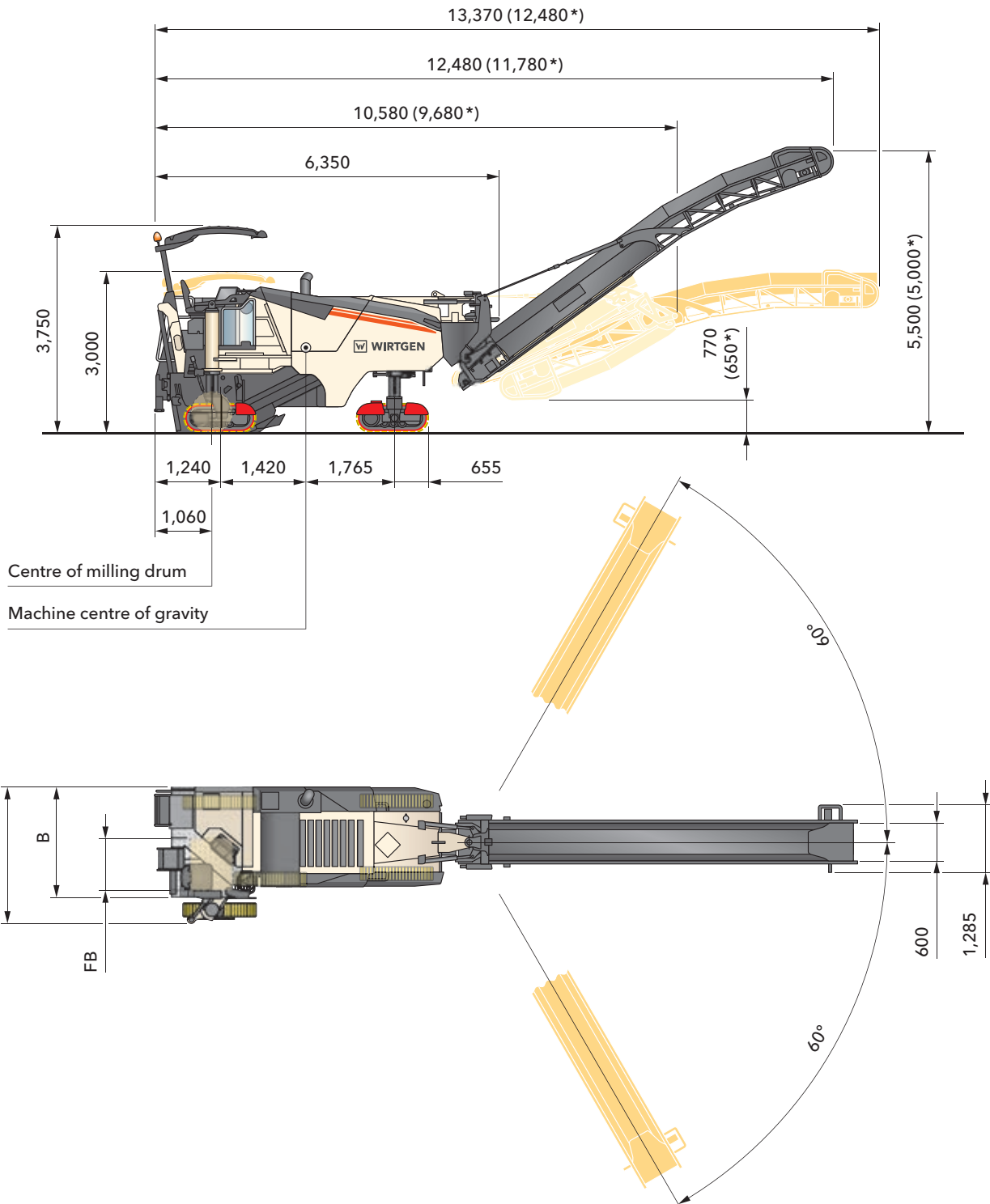
	W 100 CF	W 120 CF	W 130 CF
Weight of base machine			
Empty weight of machine without tank contents	17,700 kg	18,600 kg	19,000 kg
Operating weight, CE*	18,800 kg	19,800 kg	20,200 kg
Maximum operating weight (full tanks, full range of equipment)	22,800 kg	24,100 kg	24,500 kg
Weights of tank contents			
Water tank filling	1,400 kg	1,600 kg	1,600 kg
Diesel tank filling (0.83 kg/l)	506 kg		
Additional add-on weights			
Driver and tools			
Driver	75 kg		
Weight of 5 cutting tool containers	125 kg		
On-board tools	30 kg		
Optional milling drum assemblies in lieu of standard			
Milling drum housing, FB1000 mm, FCS-L	280 kg		
Milling drum housing, FB1200 mm, FCS-L	330 kg		
Milling drum housing, FB1300 mm, FCS-L	370 kg		
Tandem scraper	180 kg		
Optional milling drums in lieu of standard			
Milling drum, FB1000 mm, LA 15, HT11, FCS-L	60 kg		
Milling drum, FB1200 mm, LA 15, HT11, FCS-L	60 kg		
Milling drum, FB1300 mm, LA 15, HT11, FCS-L	60 kg		
Milling drum, FB1000 mm, LA 8, HT11, FCS-L	400 kg		
Milling drum, FB1200 mm, LA 8, HT11, FCS-L	440 kg		
Milling drum, FB1300 mm, LA 8, HT11, FCS-L	460 kg		
Milling drum, FB1000 mm, LA 6x2, FCS-L	320 kg		
Milling drum, FB1200 mm, LA 6x2, FCS-L	350 kg		
Milling drum, FB1300 mm, LA 6x2, FCS-L	360 kg		
Optional additional equipment			
Crawler units in lieu of wheels	1,400 kg		
Canopy in lieu of standard	200 kg		
Short folding conveyor in lieu of standard	40 kg		
Long folding conveyor in lieu of standard	90 kg		
VCS - vacuum cutting system	150 kg		
Supplementary weight for flexible use	430 kg	540 kg	540 kg

* = Weight of machine with half-full water tank, half-full fuel tank, driver (75 kg) and on-board tools, excluding optional equipment

	W 100 CFi	W 120 CFi	W 130 CFi
Weight of base machine			
Empty weight of machine without tank contents	17,800 kg	18,700 kg	19,100 kg
Operating weight, CE*	18,900 kg	19,900 kg	20,300 kg
Maximum operating weight (full tanks, full range of equipment)	22,900 kg	24,200 kg	24,600 kg
Weights of tank contents			
Water tank filling	1,400 kg	1,600 kg	1,600 kg
Diesel tank filling (0.83 kg/l)	506 kg		
AdBlue®/DEF tank filling (1.1 kg/l)	38.5 kg		
Additional add-on weights			
Driver and tools			
Driver	75 kg		
Weight of 5 cutting tool containers	125 kg		
On-board tools	30 kg		
Optional milling drum assemblies in lieu of standard			
Milling drum housing, FB1000 mm, FCS-L	280 kg		
Milling drum housing, FB1200 mm, FCS-L	330 kg		
Milling drum housing, FB1300 mm, FCS-L	370 kg		
Tandem scraper	180 kg		
Optional milling drums in lieu of standard			
Milling drum, FB1000 mm, LA 15, HT11, FCS-L	60 kg		
Milling drum, FB1200 mm, LA 15, HT11, FCS-L	60 kg		
Milling drum, FB1300 mm, LA 15, HT11, FCS-L	60 kg		
Milling drum, FB1000 mm, LA 8, HT11, FCS-L	400 kg		
Milling drum, FB1200 mm, LA 8, HT11, FCS-L	440 kg		
Milling drum, FB1300 mm, LA 8, HT11, FCS-L	460 kg		
Milling drum, FB1000 mm, LA 6x2, FCS-L	320 kg		
Milling drum, FB1200 mm, LA 6x2, FCS-L	350 kg		
Milling drum, FB1300 mm, LA 6x2, FCS-L	360 kg		
Optional additional equipment			
Crawler units in lieu of wheels	1,400 kg		
Canopy in lieu of standard	200 kg		
Short folding conveyor in lieu of standard	40 kg		
Long folding conveyor in lieu of standard	90 kg		
VCS - vacuum cutting system	150 kg		
Supplementary weight for flexible use	430 kg	540 kg	540 kg

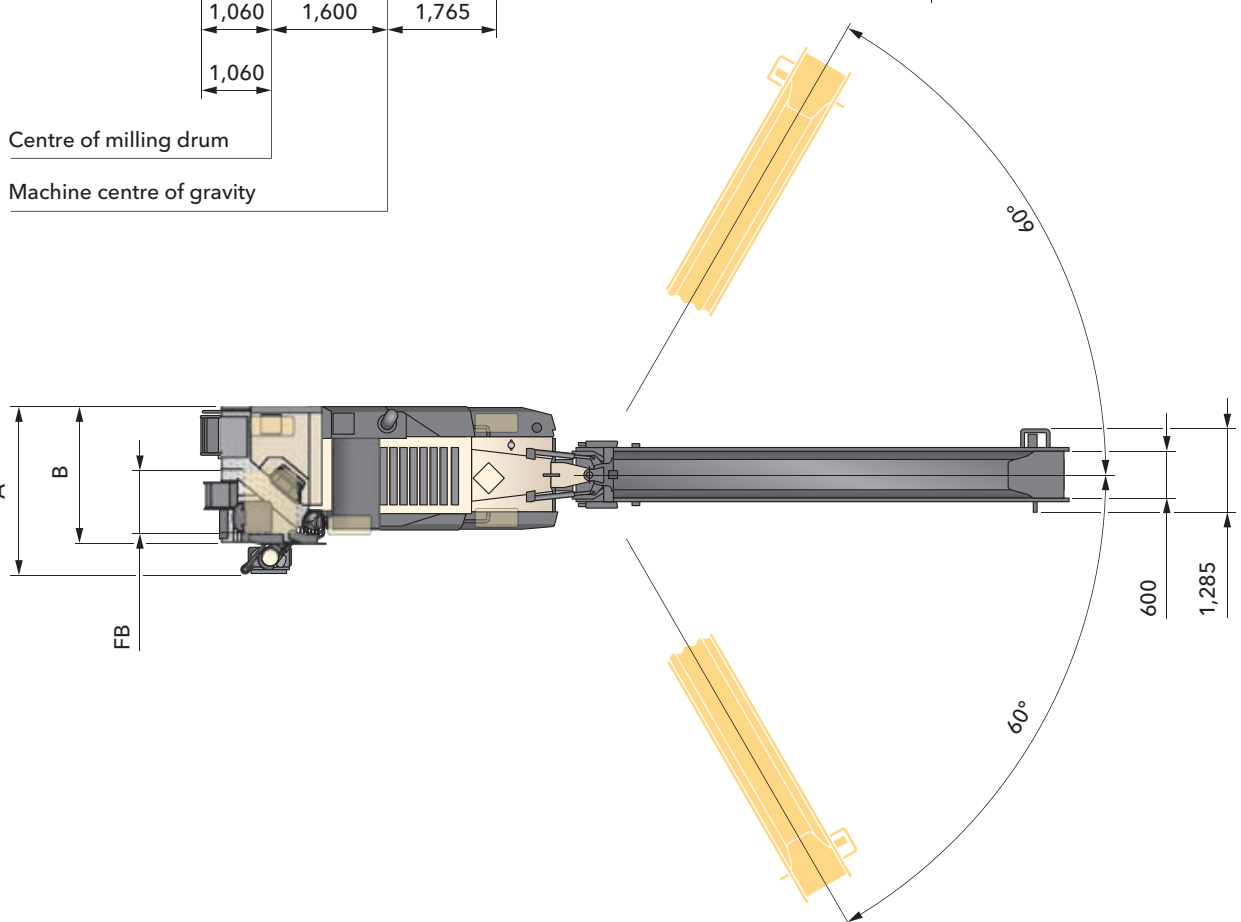
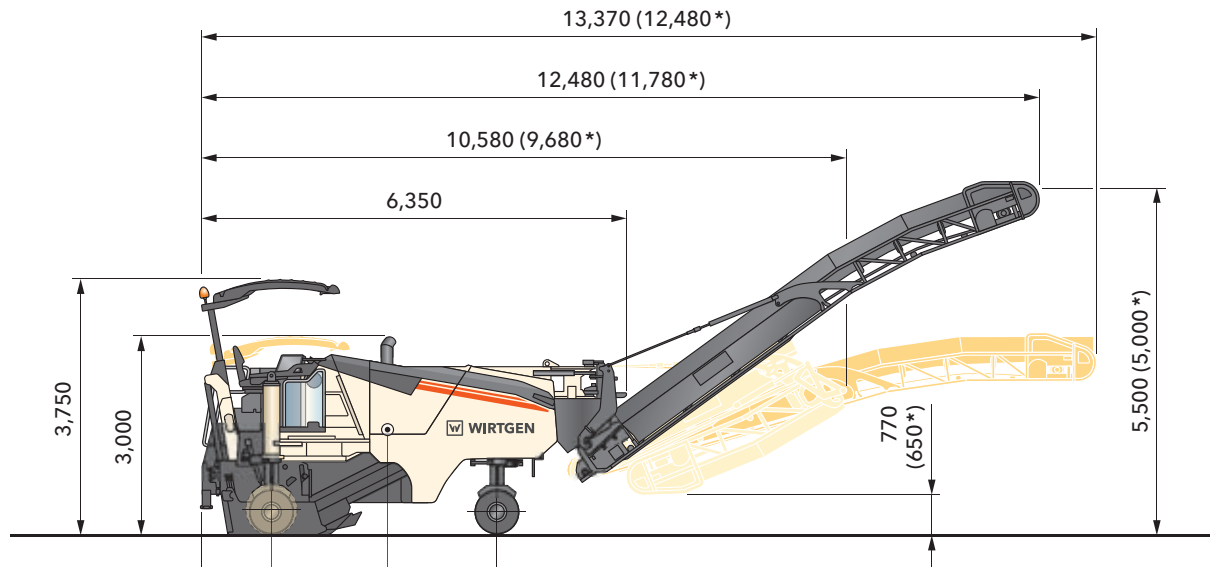
* = Weight of machine with half-full water tank, half-full fuel tank, driver (75 kg) and on-board tools, excluding optional equipment

Dimensions



	FB	A	B
W 100 CF/W 100 CFi	1,000	2,540	2,130
W 120 CF/W 120 CFi	1,200	2,660	2,230
W 130 CF/W 130 CFi	1,300	2,760	2,330

Cold milling machine in tracked design, dimensions in mm
*Short conveyor in folding design

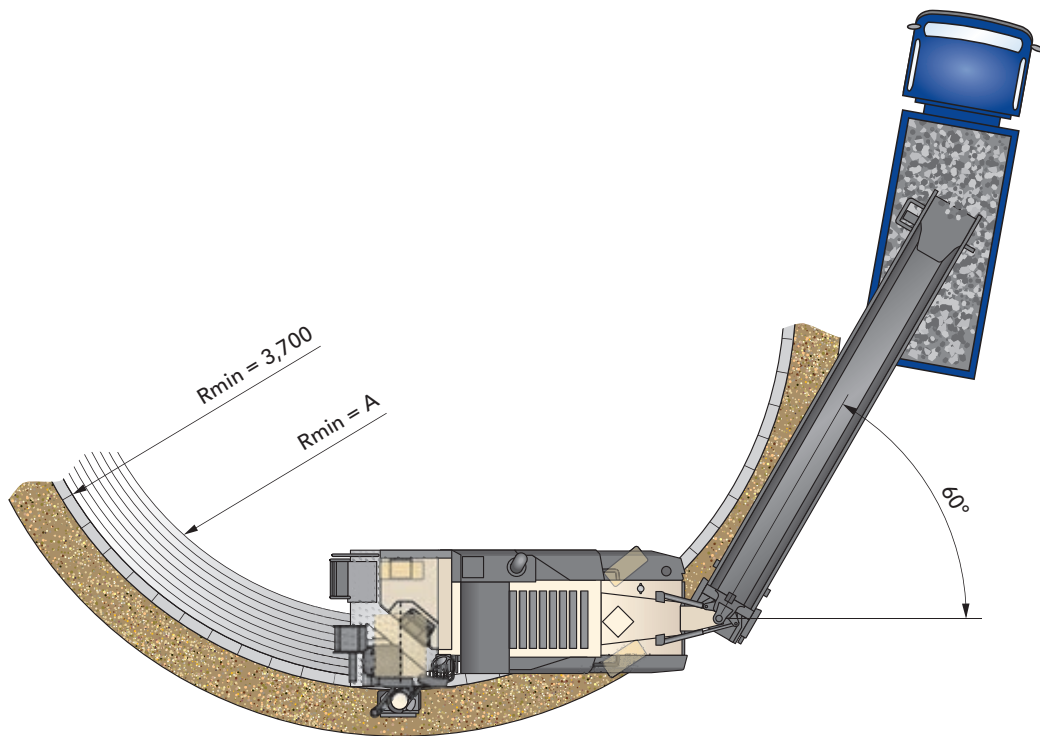


Centre of milling drum
Machine centre of gravity

	FB	A	B
W 100 CF/W 100 CFi	1,000	2,540	2,130
W 120 CF/W 120 CFi	1,200	2,660	2,230
W 130 CF/W 130 CFi	1,300	2,760	2,330


Cold milling machine in wheeled design, dimensions in mm
*Short conveyor in folding design

Dimensions



	FB	A
W 100 CF/W 100 CFi	1,000	2,700
W 120 CF/W 120 CFi	1,200	2,500
W 130 CF/W 130 CFi	1,300	2,500

Milling radius, 150 mm milling depth, dimensions in mm



Milling radius, 150 mm milling depth, dimensions in mm

Standard equipment

W 100 CF, W 120 CF, W 130 CF

20
21

	W 100 CF	W 120 CF	W 130 CF
Base machine			
Basic machine with engine	■	■	■
Mechanically opening engine cover with noise insulation	■	■	■
Radiator with temperature-dependent fan speed	■	■	■
Highly effective noise insulation throughout the engine compartment	■	■	■
Automatic engine speed control depending on driving situation	■	■	■
Elastically mounted engine station with low vibration and low noise	■	■	■
Milling drum unit			
The right side of the milling drum housing can easily be folded down for maintenance or milling drum change	■	■	■
Hydraulically operated scraper with mechanical locking	■	■	■
Milling drum housing FB1000	□	–	–
Milling drum housing FB1200	–	□	–
Milling drum housing FB1300	–	–	□
Milling drums			
Milling drum FB1000 HT22 LA15 with 99 picks	□	–	–
Milling drum FB1200 HT22 LA15 with 115 picks	–	□	–
Milling drum FB1300 HT22 LA15 with 121 picks	–	–	□
Milled-out material loading			
Discharge conveyor slewing angle left 60 degrees - right 60 degrees	■	■	■
Discharge conveyor with adjustable conveyor speed and 2 slewing speeds for precise loading	■	■	■
Machine with hydraulic standard coupling for the discharge conveyor	□	□	□
Discharge conveyor, 8,150 mm long, 600 mm wide, without folding device	□	□	□
Machine control and levelling system			
Digital milling depth indicator in the machine control display	■	■	■
LEVEL PRO PLUS levelling system. Measurement by travel measuring sensors in the side plate cylinder. The milling depth is displayed and set intuitively on the LEVEL PRO PLUS operating display. Including preliminary equipment for additional sensors.	■	■	■
Precise machine height adjustment in 1 or 5 mm steps on the main control panel of the machine	■	■	■
Digital load control, manual engageable, hydraulic differential lock (by flow distributor)	■	■	■

■ = Standard equipment

□ = Standard equipment, replaceable with optional equipment

□ = Optional equipment

	W 100 CF	W 120 CF	W 130 CF
Operator's stand			
Hydraulically extending operator's stand for optimum visibility of the working area	■	■	■
Steering console with adjustable rake and reach for ideal adaptation of the operator's stand to the operator	■	■	■
Slender machine design permits unobstructed view of the milled edge as well as the working area in front of the milling drum on the right	■	■	■
Conveniently accessible ladder/footstep to the operator's stand with night-time lighting and especially low bottom edge of the latter/footstep	■	■	■
Robust anti-vandalism protection for the controls	■	■	■
Mirror package comprising rear-view mirrors at front left and right as well as a forward-pointing mirror at the left of the operator's stand	■	■	■
Reversing horn with clear audible signal	■	■	■
Illuminated operating panel/nighttime design	■	■	■
Standard operator's seat	□	□	□
Under-carriage and height adjustment			
Hydraulic height adjustment of the front and rear crawler units at two speeds	■	■	■
4 driven wheeled chassis	□	□	□
Others			
Large tool package	■	■	■
Device for towing away	■	■	■
Generously sized water and diesel tanks	■	■	■
Extensive safety package with several EMERGENCY STOP switches	■	■	■
European type test certificate, Euro Test-mark and CE conformity	■	■	■
Paint standard cream white RAL 9001	□	□	□
Halogen/LED lighting package including rotating beacon	□	□	□

■ = Standard equipment
 ■ = Standard equipment, replaceable with optional equipment
 □ = Optional equipment

Optional equipment

W 100 CF, W 120 CF, W 130 CF

22
23

	W 100 CF	W 120 CF	W 130 CF
Milling drum unit			
Milling drum housing FB1000 FCS	<input type="checkbox"/>	–	–
Overload sensor on the scraper FB1000	<input type="checkbox"/>	–	–
Milling drum housing FB1200 FCS	–	<input type="checkbox"/>	–
Overload sensor on the scraper FB1200	–	<input type="checkbox"/>	–
Milling drum housing FB1300 FCS	–	–	<input type="checkbox"/>
Overload sensor on the scraper FB1300	–	–	<input type="checkbox"/>
Active floating position for the right and left side plates	<input type="checkbox"/>	<input type="checkbox"/>	<input type="checkbox"/>
Milling drums			
Milling drum FB1000 HT22 LA15 FCS with 102 picks	<input type="checkbox"/>	–	–
Milling drum FB1200 HT22 LA15 FCS with 115 picks	–	<input type="checkbox"/>	–
Milling drum FB1300 HT22 LA15 FCS with 121 picks	–	–	<input type="checkbox"/>
Milling drum FB1000 HT22 LA18 FCS with 90 picks	<input type="checkbox"/>	–	–
Milling drum FB1200 HT22 LA18 FCS with 100 picks	–	<input type="checkbox"/>	–
Milling drum FB1300 HT22 LA18 FCS with 107 picks	–	–	<input type="checkbox"/>
FCS tandem scraper FB1000	<input type="checkbox"/>	–	–
FCS tandem scraper FB1200	–	<input type="checkbox"/>	–
FCS tandem scraper FB1300	–	–	<input type="checkbox"/>
FCS milling unit FB300 HT22	<input type="checkbox"/>	<input type="checkbox"/>	<input type="checkbox"/>
FCS milling unit FB500 HT22	<input type="checkbox"/>	<input type="checkbox"/>	<input type="checkbox"/>
FCS milling unit FB600 HT22	<input type="checkbox"/>	<input type="checkbox"/>	<input type="checkbox"/>
FCS milling unit FB900 HT22	–	<input type="checkbox"/>	<input type="checkbox"/>
Assembly kit for moving the FCS milling drum	<input type="checkbox"/>	<input type="checkbox"/>	<input type="checkbox"/>
Milling drum FB1000 HT22 LA8 FCS with 149 picks	<input type="checkbox"/>	–	–
Milling drum FB1200 HT22 LA8 FCS with 174 picks	–	<input type="checkbox"/>	–
Milling drum FB1300 HT22 LA8 FCS with 185 picks	–	–	<input type="checkbox"/>
Milling drum FB1000 HT5 LA6X2 FCS with 340 picks	<input type="checkbox"/>	–	–
Milling drum FB1200 HT5 LA6X2 FCS with 410 picks	–	<input type="checkbox"/>	–
Milling drum FB1300 HT5 LA6X2 FCS with 444 picks	–	–	<input type="checkbox"/>
Milling drum FB1000 HT22 LA25 FCS with 73 picks	<input type="checkbox"/>	–	–
Milling drum FB1200 HT22 LA25 FCS with 81 picks	–	<input type="checkbox"/>	–
Milling drum FB1300 HT22 LA25 FCS with 87 picks	–	–	<input type="checkbox"/>
Milled-out material loading			
Machine with hydraulic quick-change coupling for the discharge conveyor	<input type="checkbox"/>	<input type="checkbox"/>	<input type="checkbox"/>
Discharge conveyor, 8,150 mm long, 600 mm wide, with hydraulic folding device	<input type="checkbox"/>	<input type="checkbox"/>	<input type="checkbox"/>
Shortened discharge conveyor, 7,250 mm long, 600 mm wide, with hydraulic folding device	<input type="checkbox"/>	<input type="checkbox"/>	<input type="checkbox"/>
VCS extraction system	<input type="checkbox"/>	<input type="checkbox"/>	<input type="checkbox"/>

- = Standard equipment
- = Standard equipment, replaceable with optional equipment
- = Optional equipment

	W 100 CF	W 120 CF	W 130 CF
Machine control and levelling system			
SONIC SKI sensor for LEVEL PRO PLUS levelling system	<input type="checkbox"/>	<input type="checkbox"/>	<input type="checkbox"/>
RAPID SLOPE sensor for LEVEL PRO PLUS levelling system	<input type="checkbox"/>	<input type="checkbox"/>	<input type="checkbox"/>
Job data acquisition in the control display	<input type="checkbox"/>	<input type="checkbox"/>	<input type="checkbox"/>
Operator's stand			
Comfort operator's seat including seat heating	<input type="checkbox"/>	<input type="checkbox"/>	<input type="checkbox"/>
Operator's stand with hydraulically lowering weather canopy	<input type="checkbox"/>	<input type="checkbox"/>	<input type="checkbox"/>
Under-carriage and height adjustment			
4 driven crawler units - standard	<input type="checkbox"/>	<input type="checkbox"/>	<input type="checkbox"/>
4 driven crawler units - for increased travelling speed	<input type="checkbox"/>	<input type="checkbox"/>	<input type="checkbox"/>
Others			
Paint in one special colour (RAL)	<input type="checkbox"/>	<input type="checkbox"/>	<input type="checkbox"/>
Paint in two special colours (RAL)	<input type="checkbox"/>	<input type="checkbox"/>	<input type="checkbox"/>
Paint in maximum two special colours with substructure in special colour (RAL)	<input type="checkbox"/>	<input type="checkbox"/>	<input type="checkbox"/>
Powerful LED/halogen lighting package with rotary beacons	<input type="checkbox"/>	<input type="checkbox"/>	<input type="checkbox"/>
Additional weight 400 kg	<input type="checkbox"/>	–	–
Additional weight 515 kg	–	<input type="checkbox"/>	<input type="checkbox"/>
Precision steering by pushbuttons	<input type="checkbox"/>	<input type="checkbox"/>	<input type="checkbox"/>
Milling drum assembly trolley to FB1300	<input type="checkbox"/>	<input type="checkbox"/>	<input type="checkbox"/>
Signal lights truck stop-and-go, folding	<input type="checkbox"/>	<input type="checkbox"/>	<input type="checkbox"/>
Electrohydraulic unit	<input type="checkbox"/>	<input type="checkbox"/>	<input type="checkbox"/>
Hydraulically driven water filler pump	<input type="checkbox"/>	<input type="checkbox"/>	<input type="checkbox"/>
High-pressure water cleaner, 190 bar, 15 l/min	<input type="checkbox"/>	<input type="checkbox"/>	<input type="checkbox"/>
Air compressor system	<input type="checkbox"/>	<input type="checkbox"/>	<input type="checkbox"/>
Pneumatic hammer with pick ejector/insertor	<input type="checkbox"/>	<input type="checkbox"/>	<input type="checkbox"/>
Hydraulically driven pick ejector drift	<input type="checkbox"/>	<input type="checkbox"/>	<input type="checkbox"/>
Milling drum rotation device	<input type="checkbox"/>	<input type="checkbox"/>	<input type="checkbox"/>
Monitor system with 2 cameras and screen	<input type="checkbox"/>	<input type="checkbox"/>	<input type="checkbox"/>
Monitor system with 3 cameras and screen	<input type="checkbox"/>	<input type="checkbox"/>	<input type="checkbox"/>
Expanded lighting equipment	<input type="checkbox"/>	<input type="checkbox"/>	<input type="checkbox"/>

= Standard equipment
 = Standard equipment, replaceable with optional equipment
 = Optional equipment

Standard equipment

W 100 CFi, W 120 CFi, W 130 CFi

	W 100 CFi	W 120 CFi	W 130 CFi
Base machine			
Basic machine with engine	■	■	■
Mechanically opening engine cover with noise insulation	■	■	■
Radiator with temperature-dependent fan speed	■	■	■
Highly effective noise insulation throughout the engine compartment	■	■	■
Automatic engine speed control depending on driving situation	■	■	■
Elastically mounted engine station with low vibration and low noise	■	■	■
Exhaust post-treatment diesel oxidation catalyst DOC	□	□	□
Milling drum unit			
The right side of the milling drum housing can easily be folded down for maintenance or milling drum change	■	■	■
Hydraulically operated scraper with mechanical locking	■	■	■
Milling drum housing FB1000	□	–	–
Milling drum housing FB1200	–	□	–
Milling drum housing FB1300	–	–	□
Milling drums			
Milling drum FB1000 HT22 LA15 with 99 picks	□	–	–
Milling drum FB1200 HT22 LA15 with 115 picks	–	□	–
Milling drum FB1300 HT22 LA15 with 121 picks	–	–	□
Milled-out material loading			
Discharge conveyor slewing angle left 60 degrees - right 60 degrees	■	■	■
Discharge conveyor with adjustable conveyor speed and 2 slewing speeds for precise loading	■	■	■
Machine with hydraulic standard coupling for the discharge conveyor	□	□	□
Discharge conveyor, 8,150 mm long, 600 mm wide, without folding device	□	□	□
Machine control and levelling system			
Digital milling depth indicator in the machine control display	■	■	■
Precise machine height adjustment in 1 or 5 mm steps on the main control panel of the machine	■	■	■
Digital load control, manual engageable, hydraulic differential lock (by flow distributor)	■	■	■

- = Standard equipment
- = Standard equipment, replaceable with optional equipment
- = Optional equipment

	W 100 CFi	W 120 CFi	W 130 CFi
Operator's stand			
Hydraulically extending operator's stand for optimum visibility of the working area	■	■	■
Steering console with adjustable rake and reach for ideal adaptation of the operator's stand to the operator	■	■	■
Slender machine design permits unobstructed view of the milled edge as well as the working area in front of the milling drum on the right	■	■	■
Conveniently accessible ladder/footstep to the operator's stand with night-time lighting and especially low bottom edge of the latter/footstep	■	■	■
Robust anti-vandalism protection for the controls	■	■	■
Mirror package comprising rear-view mirrors at front left and right as well as a forward-pointing mirror at the left of the operator's stand	■	■	■
Reversing horn with clear audible signal	■	■	■
Illuminated operating panel/nighttime design	■	■	■
Standard operator's seat	□	□	□
Under-carriage and height adjustment			
Hydraulic height adjustment of the front and rear crawler units at two speeds	■	■	■
4 driven wheeled chassis	□	□	□
Others			
Large tool package	■	■	■
Device for towing away	■	■	■
Generously sized water and diesel tanks	■	■	■
Extensive safety package with several EMERGENCY STOP switches	■	■	■
Machine preparation for installing the control unit for WITOS FleetView	■	■	■
European type test certificate, Euro Test-mark and CE conformity	■	■	■
Paint standard cream white RAL 9001	□	□	□
Halogen/LED lighting package including rotating beacon.	□	□	□

■ = Standard equipment
 ■ = Standard equipment, replaceable with optional equipment
 □ = Optional equipment

Optional equipment

W 100 CFi, W 120 CFi, W 130 CFi

26
27

	W 100 CFi	W 120 CFi	W 130 CFi
Base machine			
Exhaust post-treatment diesel oxidation catalyst DOC with diesel particulate filter DPF	<input type="checkbox"/>	<input type="checkbox"/>	<input type="checkbox"/>
Milling drum unit			
Milling drum housing FB1000 FCS	<input type="checkbox"/>	–	–
Overload sensor on the scraper FB1000	<input type="checkbox"/>	–	–
Milling drum housing FB1200 FCS	–	<input type="checkbox"/>	–
Overload sensor on the scraper FB1200	–	<input type="checkbox"/>	–
Milling drum housing FB1300 FCS	–	–	<input type="checkbox"/>
Overload sensor on the scraper FB1300	–	–	<input type="checkbox"/>
Active floating position for the right and left side plates	<input type="checkbox"/>	<input type="checkbox"/>	<input type="checkbox"/>
Milling drums			
Milling drum FB1000 HT22 LA15 FCS with 102 picks	<input type="checkbox"/>	–	–
Milling drum FB1200 HT22 LA15 FCS with 115 picks	–	<input type="checkbox"/>	–
Milling drum FB1300 HT22 LA15 FCS with 121 picks	–	–	<input type="checkbox"/>
Milling drum FB1000 HT22 LA18 FCS with 90 picks	<input type="checkbox"/>	–	–
Milling drum FB1200 HT22 LA18 FCS with 100 picks	–	<input type="checkbox"/>	–
Milling drum FB1300 HT22 LA18 FCS with 107 picks	–	–	<input type="checkbox"/>
FCS tandem scraper FB1000	<input type="checkbox"/>	–	–
FCS tandem scraper FB1200	–	<input type="checkbox"/>	–
FCS tandem scraper FB1300	–	–	<input type="checkbox"/>
FCS milling unit FB300 HT22	<input type="checkbox"/>	<input type="checkbox"/>	<input type="checkbox"/>
FCS milling unit FB500 HT22	<input type="checkbox"/>	<input type="checkbox"/>	<input type="checkbox"/>
FCS milling unit FB600 HT22	<input type="checkbox"/>	<input type="checkbox"/>	<input type="checkbox"/>
FCS milling unit FB900 HT22	–	<input type="checkbox"/>	<input type="checkbox"/>
Assembly kit for moving the FCS milling drum	<input type="checkbox"/>	<input type="checkbox"/>	<input type="checkbox"/>
Milling drum FB1000 HT22 LA8 FCS with 149 picks	<input type="checkbox"/>	–	–
Milling drum FB1200 HT22 LA8 FCS with 174 picks	–	<input type="checkbox"/>	–
Milling drum FB1300 HT22 LA8 FCS with 185 picks	–	–	<input type="checkbox"/>
Milling drum FB1000 HT5 LA6X2 FCS with 340 picks	<input type="checkbox"/>	–	–
Milling drum FB1200 HT5 LA6X2 FCS with 410 picks	–	<input type="checkbox"/>	–
Milling drum FB1300 HT5 LA6X2 FCS with 444 picks	–	–	<input type="checkbox"/>
Milling drum FB1000 HT22 LA25 FCS with 73 picks	<input type="checkbox"/>	–	–
Milling drum FB1200 HT22 LA25 FCS with 81 picks	–	<input type="checkbox"/>	–
Milling drum FB1300 HT22 LA25 FCS with 87 picks	–	–	<input type="checkbox"/>
Milled-out material loading			
Machine with hydraulic quick-change coupling for the discharge conveyor	<input type="checkbox"/>	<input type="checkbox"/>	<input type="checkbox"/>
Discharge conveyor, 8,150 mm long, 600 mm wide, with hydraulic folding device	<input type="checkbox"/>	<input type="checkbox"/>	<input type="checkbox"/>
Shortened discharge conveyor, 7,250 mm long, 600 mm wide, with hydraulic folding device	<input type="checkbox"/>	<input type="checkbox"/>	<input type="checkbox"/>
VCS extraction system	<input type="checkbox"/>	<input type="checkbox"/>	<input type="checkbox"/>

- = Standard equipment
- = Standard equipment, replaceable with optional equipment
- = Optional equipment

	W 100 Cfi	W 120 Cfi	W 130 Cfi
Machine control and levelling system			
SONIC SKI sensor for LEVEL PRO PLUS levelling system	<input type="checkbox"/>	<input type="checkbox"/>	<input type="checkbox"/>
RAPID SLOPE sensor for LEVEL PRO PLUS levelling system	<input type="checkbox"/>	<input type="checkbox"/>	<input type="checkbox"/>
Job data acquisition in the control display	<input type="checkbox"/>	<input type="checkbox"/>	<input type="checkbox"/>
Operator's stand			
Comfort operator's seat including seat heating	<input type="checkbox"/>	<input type="checkbox"/>	<input type="checkbox"/>
Operator's stand with hydraulically lowering weather canopy	<input type="checkbox"/>	<input type="checkbox"/>	<input type="checkbox"/>
Under-carriage and height adjustment			
4 driven crawler units - standard	<input type="checkbox"/>	<input type="checkbox"/>	<input type="checkbox"/>
4 driven crawler units - for increased travelling speed	<input type="checkbox"/>	<input type="checkbox"/>	<input type="checkbox"/>
Others			
Paint in one special colour (RAL)	<input type="checkbox"/>	<input type="checkbox"/>	<input type="checkbox"/>
Paint in two special colours (RAL)	<input type="checkbox"/>	<input type="checkbox"/>	<input type="checkbox"/>
Paint in maximum two special colours with substructure in special colour (RAL)	<input type="checkbox"/>	<input type="checkbox"/>	<input type="checkbox"/>
Powerful LED/halogen lighting package with rotary beacons	<input type="checkbox"/>	<input type="checkbox"/>	<input type="checkbox"/>
Additional weight 400 kg	<input type="checkbox"/>	–	–
Additional weight 515 kg	–	<input type="checkbox"/>	<input type="checkbox"/>
Precision steering by pushbuttons	<input type="checkbox"/>	<input type="checkbox"/>	<input type="checkbox"/>
Milling drum assembly trolley to FB1300	<input type="checkbox"/>	<input type="checkbox"/>	<input type="checkbox"/>
Electric preheating of the fuel filter	<input type="checkbox"/>	<input type="checkbox"/>	<input type="checkbox"/>
Signal lights truck stop-and-go, folding	<input type="checkbox"/>	<input type="checkbox"/>	<input type="checkbox"/>
Electrohydraulic unit	<input type="checkbox"/>	<input type="checkbox"/>	<input type="checkbox"/>
Hydraulically driven water filler pump	<input type="checkbox"/>	<input type="checkbox"/>	<input type="checkbox"/>
High-pressure water cleaner, 190 bar, 15 l/min	<input type="checkbox"/>	<input type="checkbox"/>	<input type="checkbox"/>
Air compressor system	<input type="checkbox"/>	<input type="checkbox"/>	<input type="checkbox"/>
Pneumatic hammer with pick ejector/insertor	<input type="checkbox"/>	<input type="checkbox"/>	<input type="checkbox"/>
Hydraulically driven pick ejector drift	<input type="checkbox"/>	<input type="checkbox"/>	<input type="checkbox"/>
Milling drum rotation device	<input type="checkbox"/>	<input type="checkbox"/>	<input type="checkbox"/>
Monitor system with 2 cameras and screen	<input type="checkbox"/>	<input type="checkbox"/>	<input type="checkbox"/>
Monitor system with 3 cameras and screen	<input type="checkbox"/>	<input type="checkbox"/>	<input type="checkbox"/>
Expanded lighting equipment	<input type="checkbox"/>	<input type="checkbox"/>	<input type="checkbox"/>
WITOS FleetView telematics system incl. 3-year operating period (EU)	<input type="checkbox"/>	<input type="checkbox"/>	<input type="checkbox"/>
WITOS FleetView telematics system incl. 3-year operating period (USA)	<input type="checkbox"/>	<input type="checkbox"/>	<input type="checkbox"/>
WITOS FleetView telematics system incl. 3-year operating period - PROMOTION	<input type="checkbox"/>	<input type="checkbox"/>	<input type="checkbox"/>

- = Standard equipment
- = Standard equipment, replaceable with optional equipment
- = Optional equipment



WIRTGEN GmbH

Reinhard-Wirtgen-Str. 2 · 53578 Windhagen · Germany
Phone: +49 (0)26 45/131-0 · Fax: +49 (0)26 45/131-392
Internet: www.wirtgen.com · E-Mail: info@wirtgen.com